

“Parenting Your Children Into Good Adults”

By Shelby Faith



For the last few years it's been the fashion to say our children are lacking self-esteem whenever there are behavior problems. If they only had good self-esteem they would be happy, well-balanced kids. No more poor grades, drug abuse, smoking and drinking and bad behavior.

But herein lies a problem. According to research led by Roy F. Baumeister, a professor of psychology at Florida State University in Gainesville, an exhaustive review found that self-esteem has not lived up to its promises. His “advice is to forget about self-esteem and concentrate on self-control”. He defines self-control as “being able to resist temptation, control your impulses, focus on thoughts, and perform up to your capacity”.

Be a Good Role Model

How can we help our kids develop these traits? Many articles have been devoted to this subject but its not difficult to understand. We have to be the best role model to our children, grandchildren and other children in our lives. We should strive to set the proper example of a Christian in how we handle our lives at home, work, church and in our everyday dealings with problems that arise.

If we behave one way when we're at home and then another way when we're out in public or at church, this sends a bad signal to our children. By these

actions we teach our children that it's okay to be a hypocrite and to lie and deceive others. Our children will copy these destructive actions and it will be revealed in their thoughts and actions.

When you become frustrated in a situation, how do you handle it? Do you just explode in anger or do you stop and think how this will affect your children? Do you always go around with a negative attitude, not concentrating on the positive things that are going on around you. If you are constantly focusing on negative things, then your children will have the same outlook too. Each day we should look for the good around us and make sure to point it out to our children. Get into the habit of asking your children “what good thing happened today” or “think of something that makes you smile”.

Be sure to teach your children good habits too by making sure you have good habits. Do you help others, use good manners, always say positive things about others and never use coarse or vulgar language. *Remember always that your children are watching*



(Continued on Page 3)

IN THIS ISSUE

ARTICLES

“Parenting Your Children”	Pages 1, 3, 9
Personal Note	2
“School, Home and Feast”	2, 9
Fall Holy Day Activity Sheets	4-8
Word Bird	3

Personal Note

Hello Everyone,

The end of summer is fast approaching and we all know that the Fall Feast Days will be here soon. It's been quite awhile since our last issue so it's about time for another issue.

Here in the Midwest we have had a delightful summer, not too hot and rain pretty often. Some parts of the United States have had long periods of extremely hot weather and drought conditions. Texas has been hit very hard this year. Last year it was Georgia which had hardly any rain and their reservoir was almost completely dry.

We now have a new president and a lot of people are depending on him and Congress to come up with an answer for all our problems. A lot of us have been hit by economic problems, job layoffs, illnesses with no insurance to cover the expenses; and our military is still fighting a war that probably will not have a good ending. Our nation is in the throes of biblical prophecy as to what will come upon us because of our disobedience to God's laws.

Hopefully, all you parents and teachers are taking every opportunity to teach God's ways and laws to your children and instilling in them the right way to live their lives. There will come a time when our children will have peace according to Isaiah 54:13, but it won't be until the return of Jesus Christ and the setting up of the kingdom of God.

The lead article in this issue is about parenting your children so they will grow up to be good responsible adults. We have also included a re-write of an article from Diane Kleeschulte. She has been a teacher for many years and has many good hints on getting your children excused from school for the Feast. She also has some good advice on helping your children get their school assignments completed while at the Feast. Also included in this issue are several pages of fall holy day activities for the children. Hope you enjoy this issue.

Have a great Feast of Tabernacles.

Until next time,

Shelby Faith

P O Box 183

High Ridge, MO 63049

Email: sfaith@mindspring.com



"School, Home And the Feast"

By Diane Kleeschulte



When preparing for the Feast of Tabernacles there are many things we must do ahead of time. If you have school age children you must get in touch with the school and let the teachers know when you will be taking your child out of school.

Most schools recommend at least one week notification before the student's absence in order to allow teachers ample time to prepare assignments. Elementary teachers must prepare at least six, sometimes seven days assignments for all subject areas.

Remember parents, this work is a priority, it has to be done in order for your child to be able to keep up when he/she returns. Discuss and review all assignments together before you leave. If the instructions are unclear, call the teacher for clarification. Then plan a schedule.

1. What can be completed while traveling?
2. What assignments will require assistance and extra time?
3. Do any extra books or supplies need to be packed?

Parents with more than one child will find this quite a balance act, but dividends will be paid upon your child's return to the classroom. When you discuss the assignments and plan a schedule as a family, it communicates to the child that the parents perceive his/her work as a priority.

Middle school and high school students usually have a different teacher for each subject area. Following the above planning suggestions should meet with equal success for this age group as well, however these students can be unpredictable. If you have any doubts about whether the math teacher really told your child, "Don't worry you can catch up when you get back", call the teacher immediately. Parents are seldom guilty of over-reacting in instances such as these. But again, planning well in advance is the key to success for any student attending the Feast.


(Continued on Page 9)

("Parenting Your Children" - Continued from Page 1)

you and imitating your behavior.

Laugh a Lot

In the times we live in, it's not easy to always feel that all is going well. There are many factors that cause us stress including health, jobs, finances and other problems.



Take time to enjoy life with your family and others. Go for drives to nearby places, take walks around your neighborhood, have picnics, see the local zoo, invite people over. Rent a good funny movie and spend a couple hours eating popcorn and laughing. Play games.

Spend Time With Your Children

Spend some time with each of your children and really get to know them. Help them to express themselves in conversation so they will know they can come to you anytime they want or need to talk. Let them know you will always be there for them and that they can come to you with any problems. Share some of your experiences, good and bad. Tell them about when you were young and had some of the same feelings that they may now have. *Teach them respect by showing respect toward them but always remain the parent and teacher.* Show them love at all times, even when you are disappointed or frustrated with their actions.

If you sometimes fail at something in front of your children, let them know it's not the end of the world. Get up, brush yourself off and say, "I'll have to try that again". Teach them that failure is not always a bad experience. It can be a good learning tool. Remember the saying, "Don't worry, be happy". It's okay to be concerned about what's happening in your life and the world but don't let it affect you or your family to the point that you can't function and take control of the matter. Your children look to you for all the answers so don't disappoint them.

Teach Your Children About God

Make sure you are a good role model and set the

right example to your children. Teach them daily about God, His commands and remind them of how God blesses us when we do His Will. Show them that God comes first and when problems overwhelm us we go to God and ask for help. Teach them faith and courage by showing your faith and courage.



In the beginning of this article, 2nd paragraph, the professor states to "forget about self-esteem and concentrate on self-control". That seems to be very good advice and applies to all of us. We as parents need to have control of our thoughts and actions. By being able to resist temptation, controlling our impulses, focusing on good positive pure thoughts and perform to the best of our ability we will set the right example to our children and those around us. Remember to ask God to help you in raising your children and in setting the right example for them.



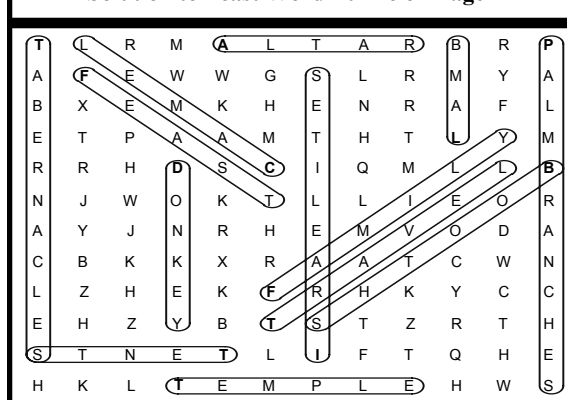
"Word Bird Says"


What does the word "respect" mean? According to The American College Dictionary, it is defined as "to feel or show esteem for; to honor; to show consideration for."




Example: Respect your parents, teachers, elders, etc.

Solution to Feast Word Puzzle on Page 7



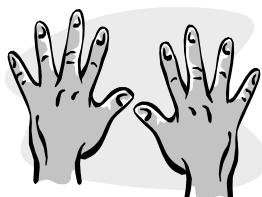


Feast Activities



Plan on having a daily Kid's Corner somewhere in the meeting hall or close by. Arrange a table with decorations, balloons, bulletin boards, posters, items pertaining to the Feast. You may want to have treats to hand out to kids when they visit the area.

On the second day of the Feast hand out scavenger hunt lists to kids and award a small present on the sixth day to all those who completed the list. Kids can divide into teams if they would like to do that. Be sure and have accessible items on the list such as a leaf, restaurant napkin, pencil; items that could be found at the feast site.



Provide a list of things kids can do to help serve others on a "Helping Hands" Sheet. Leave space for the good deed to be written down and space for the parents to sign their name after the good deed has been performed. Award a small "Helping Hands Certificate" to each kid that does a good deed at the Feast.

Provide materials for the kids to make a scrapbook while at the Feast. Have colored construction sheets, scissors, glue, markers, etc. Make a sample scrapbook for the kids to use as an example. Have a cover page such as "Feast 2009" on it and leave a space for the kids to write their names on it. You can use a hole puncher and yarn to bind the pages or punch holes and use brass fasteners to hold the pages.



Another idea would be to make a "ABC Book". The kids would write something down about the Feast starting with the letter "A" and continuing through the alphabet. Example: A = annual Feast, B = best feast, C = colorful leaves, D = driving to feast, E = exciting feast, F = fun.

If the Feast Sabbath School does not plan on performing a play or have an activity to be performed for "Family Fun Night" or "Children's Day", you may want to plan something for the kids to do as a special treat at the Feast. This would be on a volunteer basis as some kids may not want to perform. They could learn a song to sing together, perform a skit, read various scriptures, etc. Whatever you plan, make sure it is fun and exciting for the kids.



Feast of Trumpets

Leviticus 23:24

"In the seventh month, on the first day of the month, you shall have a sabbath-rest, a memorial of blowing of trumpets, a holy convocation."


A trumpet is a musical instrument and sounds like a horn blowing. Below are some musical instruments. Circle the one that pictures what a trumpet might look like.



Trumpets Crossword Puzzle


Instructions

Choose a word from the Word Bank below and fill in either across or down in the correct space in the puzzle on the right. Look on Page 9 for the solution to this crossword puzzle.



Word Bank:

Assembly, Trumpet, New Moon, Warning, Feasts, Sound



ATONEMENT


Leviticus 23:27

*"Also the tenth day of the seventh month shall be the Day of Atonement.
It shall be a holy convocation; you shall afflict your souls..."*

Atonement is a fall holy day when God commands us to fast for 24 hours. We are not to eat or drink anything during this special time unless we are sick.


Atonement is a big word. There are smaller words hidden in this big word. In the spaces below look at the pictures and write the word that is pictured there in each space. (Answer: one, ant, tent, note, man, ton, team, ten) Older kids can make up a list of other words in "Atonement". (There are over 100 words)














Weighs a ton





Feast Word Puzzle

Read the following paragraph. Find the words written in **BOLD** and then circle the words in the puzzle. See if you can find all 14 of the words. Or you may use the word bank below the puzzle. Words in puzzle can be forward, backward, vertical, horizontal or diagonal.

In the days of King David, the **Israelites** would **Travel** to the **Temple** for the **Feast of Tabernacles**. They would bring their whole **Family** and stay in **Booths** or **Tents**. They would walk or ride on a **Donkey** or **Camel**. The head of each family would bring a **Lamb** to the **Altar** for a sacrifice. On the first day everyone was to bring **Palm Branches** to rejoice before God.

T	L	R	M	A	L	T	A	R	B	R	P
A	F	E	W	W	G	S	L	R	M	Y	A
B	X	E	M	K	H	E	N	R	A	F	L
E	T	P	A	A	M	T	H	T	L	Y	M
R	R	H	D	S	C	I	Q	M	L	L	B
N	J	W	O	K	T	L	L	I	E	O	R
A	Y	J	N	R	H	E	M	V	O	D	A
C	B	K	K	X	R	A	A	T	C	W	N
L	Z	H	E	K	F	R	H	K	Y	C	C
E	H	Z	Y	B	T	S	T	Z	R	T	H
S	T	N	E	T	L	I	F	T	Q	H	E
H	K	L	T	E	M	P	L	E	H	W	S

Altar
Booths
Camel
Donkey
Family
Feast
Israelites




Lamb
Palm Branches
Tabernacles
Temple
Tents
Travel

See Page 3 for the Solution to this Word Puzzle

Feast of Tabernacles Wristband

Cut out the wristband and the words "Happy Feast". Glue words to middle of wristband. Color and cut out the fruit. Glue the fruits to the wristband. Glue ends of wristband together.


You may want to write your name on the wristband.



"Happy Feast"

"School, Home and the Feast" (Continued from Page 2)

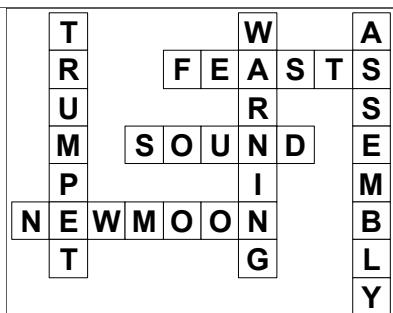
The issue of planning a time to study and complete work has been a thorn in the side of many families at the Feast. Discussing assignments ahead of time and making a plan of action, as suggested above, will give you an advantage once you arrive at the Feast and find that your child is distracted with the many events and invitations. Decide whether the homework should be completed in 1 or 2 sessions or over several days. How does your child work; independent or will he require help, and how much?



Many parents do not realize the work habits of their children until they try to help them at the Feast with their assignments. One idea that has been successful over the years is to have scheduled volunteer homework help sessions at the Feast. If not, ask around before the Feast and see if you can line up volunteers who would be willing to spend a couple of hours at the Feast helping out in setting aside some time for the children to come together and do their homework. It would be a structured environment similar to a classroom with a couple of volunteers overseeing the session and helping the children if they are having assignment problems.


Before your child returns to school, check over their assignments one more time. If the assignments have been checked off the homework list as being completed, check them over one more time to be sure they did not get misplaced or lost. A binder or folder is helpful in keeping everything together. When your child returns to school after the Feast with everything completed and organized, everyone will have a sense of success and accomplishment.

If you plan well in this responsibility your child and your family can enjoy every good thing God has for you at this special time of the year. Your children will see that attending the Feast is not an obstacle and they will see that you have planned well for God's Feast Days.

Solution to Trumpets Crossword Puzzle on Page 5**Bible Trivia Questions**

By Shelby Faith



1. When was the first sacrifice? (Gen. 3:21)
2. Methuselah was the oldest man who ever lived (Gen. 5:25). Who was the second oldest man? (See Gen. 5:18)
3. How old was Noah when the flood came? (Gen. 7:16)
4. How many people went into the ark? (Gen. 5:32)
5. What creatures did not have to go in the ark to be spared? (Gen. 7:21-23)
6. Which animal is the king of the beasts according to Job? (Job 41:34) This answer will surprise you! 
7. When Sarah died Abraham married again. Do you know her name? (Gen. 25:1)
8. How many pieces of silver did Joseph's brothers sell him for? (Gen. 37:28)
9. How old was Joseph when he was put in charge of all Egypt? (Gen. 41:46)
10. Hannah promised her first child to God if he would bless her. When Samuel was born she fulfilled her promise and gave him to be raised by Eli. Did you know that Hannah had other children after Eli was born. How many more children did she have? (1 Sam. 1-2)

"Seven days you shall keep a sacred feast to the Lord your God in the place which the Lord chooses, because the Lord your God will bless you...so that you surely rejoice." Deuteronomy 16-15 (NKJV)

T.O.D.A.Y. NEWSLETTER
A Quarterly Publication by:
Churches of GOD Outreach Ministries
P.O. Box 54621, Tulsa, OK. 74155-0621
www.cgom.org

Shelby Faith - Editor/ Coordinator

T.O.D.A.Y. CONTRIBUTORS

Shelby Faith, Diane Kleeschulte and YOU!

"All your children shall be taught by the Lord, And great shall be the peace of your children." Isaiah 54:13