

“THE ROLE OF THE FATHER IN THE FAMILY”

(This article is compiled from notes taken of a sermon given by Joel Meeker, printed with his permission.)



One of the major problems in today's family is the distant father, who is not physically involved with his children. No matter how big our children get, they always need our affection. We need to be continuously showing affection to them. We need to be "gentle, just as a nursing mother cherishes her own children" - "so affectionately longing for you". (I Thes. 2:7-8) We need to genuinely express affection toward our children.

In Luke 15:11-20 is the story of the prodigal son. Before he returns home, he practices his speech to his father. He thinks his father will be angry (v. 20). Instead, his father genuinely expressed affection to his son. There was no hesitation, only compassion and happiness that his son had returned home.

The following are questions we should ask ourselves as parents:

What is the system of values that we need to teach our children in life?

What is really important for parents to know and do?

How do we make good decisions? How do we manage finances, stress and worries; and how do we deal with these problems?

Children wonder how parents handle life and the world around us. They want us to have a sense of humor and they want us to listen to them. We should be a role model for them, be a real person and show them that we care for them. "Children's children are the crown of old men, and the glory of children is their fathers." (Prov. 17:6-7)

Fathers should live transparent lives, and share with their children. Fathers should have diligent generosity toward their

family, not being a burden, but providing for the family (hard-working), and still make time for each one in their family. Model diligence to your children, keeping the right balance. "He who deals with a slack hand is poor but the diligent makes one rich." (Prov. 10:4)

Be patient with your children and take time to let them work out problems on their own. Let children make their own mistakes. Guide them but let them learn those important lessons. "Don't provoke your children to wrath, but bring them up in the training and admonition of the Lord." (Eph. 6:4)

Our children witness how we behave. Practice what you preach and be good examples to your children. Be a light in your own house. "Let your light so shine before men..."(Mat. 5:16) Look for opportunities to teach your children. Discuss topics with them. Children need both parents to advise them when it comes to making important decisions (marriage, college, finances, etc.).

Be encouraging to your children. Be a positive role model.

(Continued on Page 3)

IN THIS ISSUE

ARTICLES

"The Role of the Father"	1
PERSONAL NOTE & "Dear God" Letters	2
Lessons From Noah's Ark	3
Do Your Children Know What The Spring Holydays Represent	4
Sabbath Studies For Children	4
Bible Activity Sheets	5-6
Teaching Our Children	7-8

Personal Note

Hello Everyone,

With this issue you will see that we are making some changes to the TODAY Newsletter. It is no longer available in a printed copy, and is only available on-line at cgom.org web site. We hope we can return to a published format in the near future and mail out the newsletter once again. Meanwhile, tell anyone interested that they can log onto the above web site and find us under Publications. You can also download the newsletter and print it out.

If you know others who may benefit from this newsletter, but do not have access to a computer, please make a copy and give it to them.

We still plan on including articles we hope will help you teach and train your children in God's Way. We also plan on including activity pages and resources. The Children's Bible Activity Sheets on page 5-6 are published by Communication Resources.

We would like to hear from you and hope you will share articles, ideas, activities and resources with us. You may write to us at the address below or email us at our email address below.

Shelby Faith

P.O. Box 183

High Ridge, Mo. 63049

Email address: sfaith@mindspring.com

CHINESE PROVERB

If you are planning for a year, sow rice.


If you are planning for a decade, plant trees.

If you are planning for a lifetime,

Educate a person.

(Submitted by Pam Chambers)

"Dear God" Letters



Dear God,

It rained for our whole vacation and is my father mad! He said some things about you that people are not supposed to say, but I hope you will not hurt him anyway. Your friend (but I am not going to tell you who I am)

Dear God,

I didn't think orange went with purple until I saw the sunset you made yesterday. That was cool!

Dear God,

Who draws the lines around the countries?

Dear God,

I went to this wedding and they kissed right in church. Is that okay?

Dear God,

Thank you for my baby brother, but what I prayed for was a puppy.

Dear God,

Please send me a pony. I never asked for anything before. You can look it up.

Dear God,

I think about you sometimes, even when I'm not praying.

Dear God,

I bet it is very hard for you to love all the people in the world. There are only four people in our family and I can never do it.

Dear God,

Of all the people who worked for you, I like Noah and David the best.

(To be continued—Submitted by Susanne Temple)

("The Role of the Father"
Continued from Page 1)

Negative actions seem to have more impact than positive actions. Focus on the positive and teach your children positive behavior. Christ was joyful and He wanted us to have His joy. "These things I have spoken to you, that My joy may remain in you, and that your joy may be full." (John 15:11) We should show our children that Christianity is a joyous way of life and we should be full of joy. Babies raised in a positive environment do better in life than those raised in a negative one. Every day we make deposits in the memory banks of our children. Make positive memories, keep a positive outlook in life and teach your children that outlook.

In summary, do the following things for your children:

- Genuinely express affection to your children and always be patient with them. Appreciate your children for who they are and who they will become.
- Live a transparent life and share with your children. Be sure and set a good example for them. Be a light for them.
- Practice diligent generosity and model diligence to your family, and show the right balance.
- Be positive and encouraging. Teach your children positive behavior, comfort them and be joyful with them.

Dads, do your part and play your role!

Bible Questions and Answers

Who were the 3 sons of Noah? (Gen. 5:32)

On what mountain did the ark rest after the flood? (Gen. 8:4)


Abram descended from what son of Noah? Gen. 11:10)

Why was Noah and his family spared destruction from the flood? (Gen. 6:8-9)

Ham was a son of Noah. What was the name of his descendant who was a mighty hunter before the Lord? (Gen. 10:9)



LESSONS FROM NOAH'S ARK



Everything I need to know about life, I learned from Noah's Ark.

- 1) Don't miss the boat.
- 2) Remember that we are all in the same boat.
- 3) Plan ahead. It wasn't raining when Noah built the Ark.
- 4) Stay fit. When you're 600 years old, someone may ask you to do something really big.
- 5) Don't listen to critics. Just get on with the job that needs to be done.
- 6) Build your future on high ground.
- 7) For safety's sake, travel in pairs.
- 8) Speed isn't always an advantage. The snails were on board with the cheetahs.
- 9) When you're stressed, float awhile.
- 10) Remember, the Ark was built by amateurs; the Titanic by professionals.
- 11) No matter the storm, when you are with God, there's always a rainbow.



DO YOUR CHILDREN KNOW WHAT THE SPRING HOLYDAYS REPRESENT? (By Shelby Faith)

Soon Spring will be here and the “dead of winter” things will be coming out of their sleep. The trees, bushes, flowers and grasses will be sending forth tender buds and shoots, reaching out to the light and warmth of the spring sun. This is a joyous time of the year as all the earth comes back to life.

At this time of the year God gave us the Spring Holydays to celebrate and rejoice in. The Old Testament Passover, as instituted by God, represents death to Egypt’s firstborn (and also Israel if not for the sacrifice of the lamb), but it also shows that Israel was spared and given a new life, free from slavery after almost 500 years. They came out of Egyptian slavery and marched off to the Promise Land and a new life. (Read Exodus 12 for the full account.)

In the New Testament, there is a change in what the Passover and Days of Unleavened Bread now mean. (Read Mat. 26:26-28) Christ became our Passover Lamb and was sacrificed for our sins. (I Cor. 5:7) He was resurrected by God The Father, and is now alive forevermore. By His shed blood and death, our sins are forgiven, and by His resurrection we can have eternal life. His sacrifice paid the penalty for our sins and we are no longer under the death penalty of the law as long as we continue to obey Him.

In the Old Testament account, Israel was told to take a young lamb, sacrifice it, and place the blood over the door and down the sides. They were told to stay in their houses and not leave until the death angel passed over. If they had been outside when the death angel passed over, they would have died. They were under the death sentence, but because they obeyed God, they were saved from that death. After the death angel passed over Egypt, Pharaoh allowed them to leave Egypt. They took unleavened bread with them (as they left in haste and did not have time to wait for their bread dough to rise). Ex. 12:21-39


In I Cor. 5:8 we are told to keep the Days of Unleavened Bread. Leavening (puffed up) represents sin in this scripture, and we are no longer to sin and become puffed up with our sins. We are to keep sin out of our lives as we put leavening out of our homes during these days.

Our children need to know why we keep these holydays the way we do and what they represent. It can be explained simply through the Passover account in Ex. 12. and the above scriptures in the New Testament. Use the Spring season to explain how things that seem dead can come back to life too, just as we all will have a new life after our resurrection.

SABBATH STUDIES FOR CHILDREN

(By Mrs. Sharon White)

You will need blank index cards, pens and crayons.

1. The teacher should read Deuteronomy 4:39-40, slowly to the children and explain what it means. 
2. Have each child copy the passage from their own Bibles onto an index card. These are very important verses that children should learn.
3. For younger children the teacher should have some cards prepared for them. Simply have them trace over the letters.
4. Once the text is copied, the children should decorate their cards with crayons (stickers may also be used).
5. The children should memorize the text and be able to recite it at the next Sabbath class, the following week.
6. The teacher may offer prizes such as stickers, small books, lollipops, etc. to all the class, upon completion.

(Mrs. White is a mother of 5 children, and she teaches her children using the methods she is sharing with us.)



WANTED: We need more resources and want to know what resources you use. Have you found some good resources you use to teach your children, either for Sabbath School or home use? Are you willing to share these resources with us? We would like to know if you have found good web sites, lessons, activities, crafts, etc. We have featured several resources before in other issues, but we are always looking for more, so let us know what you have found and use.

Contact us at:

Shelby Faith, P.O.Box 183, High Ridge, Mo., 63049, or email us at sfaith@mindspring.com.

Noah loved God. God helped Noah, his family and many animals stay safe.

Circle 10 things different in the bottom picture.



Name _____

God looked at the wor_____ He'd made, and He was very sad....
The men and wo_____ on His ea_____ were vio_____ and bad.

Find an ending to the incomplete words from the list below.

- | | | |
|-------|-------|--------|
| -od | -ll | -tures |
| -nt | -ty | -sings |
| -ld | -me | -ety |
| -ly | -tar | -men |
| -ked | -ok | -at |
| -re | -ed | -rth |
| -esh | -anks | -lent |
| -ld | -an | |
| -tant | -tops | |
| -ned | -are | |
| -ped | -side | |

However, there was still one man who "wal_____ with God" all his life—so God would sp_____ him and his sons, his daughters-in-law and wife. Noah was this go_____ man's na_____; God told him what to do.

He and his sons would bui_____ a bo_____ – an ark – a floating zoo!

It to_____ 120 years to build it to God's pl_____,

and then they had to fi_____ it with all crea_____ known to man.

When all were safe_____ lodged in_____, God shut the ark's big door.

Noah trust_____ God each day – what could lie in sto_____?

For for_____ days and nights it rai_____ – it covered all the ground.

The mountain_____ could not be seen, no living thing be found.

God stop_____ the rain and se_____ them out – to start now, fr_____ and new.

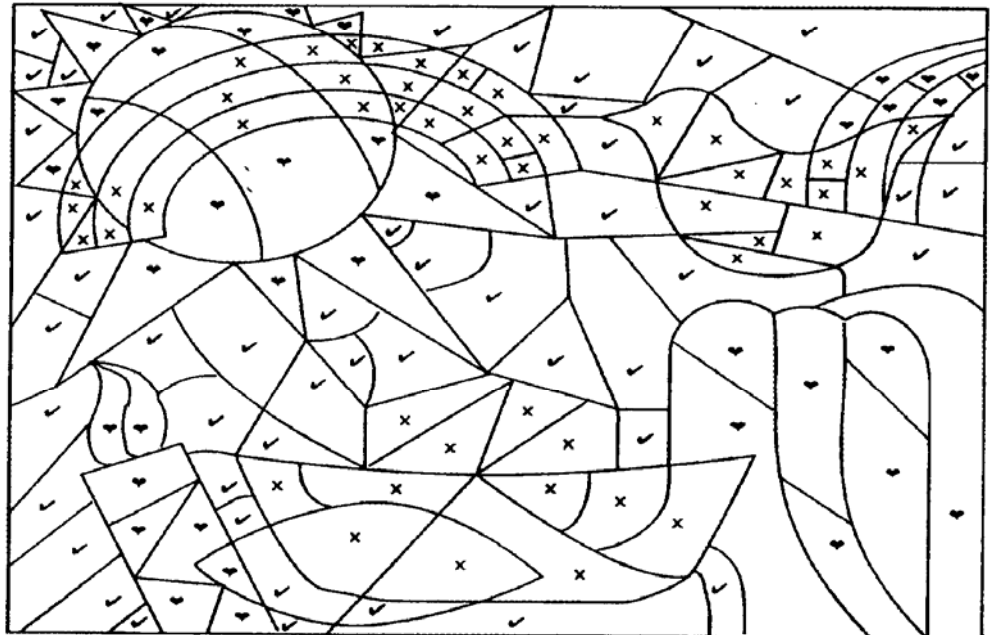
What was the most impor_____ thing that Noah had to do?

He built an al_____ to the Lord and offered th_____ and praise

for the bles_____ God had given him and saf_____ all those days.

Color the spaces that have an x.
Find 3 things from the story.

God made a covenant - a promise- with Noah. He would never destroy the earth again by flood.



Name _____

TEACHING OUR CHILDREN

Recently at a local bible study, the congregation was divided up into small groups. The subject was about teaching our children God's Way of life. One group was just the children and they were asked what, when and how did they want us to teach them. Several groups contained parents only, young and old, and they were asked how and what they should be teaching. One group was made up of singles and couples that had never been parents, and they were asked how they could help in the teaching of our children. The congregation found that this was a very enlightening and interesting bible study. The results of this bible study are featured below. You may want to try something along these lines and see what your church group comes up with. Please share your results with us at the address in this newsletter on page 2.

HOW, WHEN AND WHAT DO CHILDREN WANT US TO TEACH THEM?

Children's Group

How do you most like your parents to teach you:
(Children's Answers)

- 1) When parents sit with us
- 2) When parents give us an incentive (a reward/penalty) to help remember
- 3) When parents play with us and teach us at the same time

When is the best time:

- 1) After lunch because morning is the time to do our own things (we are refreshed and ready then)
- 2) All during the day
- 3) Before breakfast and lunch because we can have a snack while doing it
- 4) When hugging us

What things do you especially need for your parents to teach you:

- 1) Times tables, school stuff; head start in school
- 2) Teach about God using the Bible
- 3) About games and about the world
- 4) Teach how to deal with peer pressure, and how to handle difficult occasions the way the Bible says to

- 5) Teach us how to be bigger lights

WHAT ARE SOME PRACTICAL HINTS YOU HAVE LEARNED TO HELP YOU TEACH YOUR CHILDREN?

Parents Group A:

- 1) Show unconditional love even when the child is wrong
- 2) Don't let them know how mad you are about certain issues
- 3) Mean what you say
- 4) Use eye contact when talking; repeat, make sure the child understands
- 5) Listen
- 6) Teach children to share
- 7) Disagree with child's behavior; not the child; don't condemn
- 8) Importance of family; have family oriented activities
- 9) Teach to respect elders
- 10) Empathy skills
- 11) Don't copy television behavior
- 12) Some things don't matter; right is right—wrong is wrong; some things never change
- 13) Use element of trust; allow children to make decisions
- 14) Set rules for communication
- 15) Teach gently and teach the children gentleness

WHAT KIND OF LESSONS DO WE ESPECIALLY NEED TO TEACH OUR CHILDREN?

Parents Group B:

- 1) Teach children lessons from the experiences that we've had during our life
- 2) Instill in your children that they are special, even though they may feel like they are outcasts at school and in their world; they may feel different from other children

(Continued on page 8)

- 3) Teach them that there are good rewards for obedience and penalties for disobedience (blessings and curses)
- 4) Teach them good moral values based on biblical principles (set the proper example for them)
- 5) Be involved with your children and use every opportunity to teach them
- 6) Communicate with your children; make sure they know they can always come to you and talk about anything with you; keep the lines of communication open
- 7) Teach them how to handle pressure, especially peer pressure
- 8) Teach them God's way of life from His Word and that they can be happy and have fun
- 9) Teach them love, kindness and patience by showing them love, kindness and patience

- 2) Be friendly to the children and show respect for them
- 3) Offer to baby-sit
- 4) Be involved in church activities for children
- 5) Be good role models
- 6) Inform the parents in a non-judgmental way when children are in trouble or danger
- 7) If the children are not showing respect to the adults, talk to the parents
- 8) Be cautious about giving advice since we're not experienced
- 9) Let parents know when their children are doing well

WHAT DO WE NEED TO DO AS PARENTS IN ORDER TO PREPARE TO TEACH OUR CHILDREN?

Parents Group C:

- 1) Pray and fast for guidance
- 2) First learn God's ways ourselves, so that we can teach our children
- 3) Be a good example at all times; remember to be a role model that they can look to; remember that children learn most from what they see, not what they hear; walk the walk, not just talk the talk
- 4) Educate ourselves first so that we can feel confident when answering the children's questions or instructing them in the right way using lessons from the Bible
- 5) Keep the fruits of the spirit always in our minds and mainly in our hearts

WHAT ARE SOME THINGS WE CAN DO TO HELP PARENTS IN THE CONGREGATION AS THEY RAISE THEIR CHILDREN?

Non-Parents Group

- 1) Get to know the parents well and take an interest in their family

*T.O.D.A.Y. NEWSLETTER
A Quarterly Publication by:
Churches of GOD Outreach Ministries
P.O. Box 54621, Tulsa, OK. 74155-0621*

Editor/ Coordinator - Shelby Faith

T.O.D.A.Y. CONTRIBUTORS

YOU!!

*Pam Chambers Shelby Faith
Joel Meeker Suzanne Temple
Sharon White*

"Children's children are the crown of old men; and the glory of children are their fathers"