

Summer/Fall Issue

TEACHING OBEDIENCE, DISCIPLESHIP, AND AGAPE TO YOUTH

2002

FOR CHURCH, HOME, AND SCHOOL

“PARENTAL CHALLENGES”

By Bill Faith

To realize that it is only natural for parents to care for their offspring, we need not look any further than our own backyards. There we find birds wanting to raise a family. First, they hunt for the right place to build their nest and lay their eggs. A place that they feel will provide the safety and protection from both the environment as well any predators.

After the eggs are laid, the parents work together to keep them warm so that they will hatch. Once the eggs are hatched and the baby birds have come into the world, both parents work feverishly to provide them with food. If anyone or anything comes near the nest, the parents become frantic, trying to frighten the intruder away.



It is obvious to see that God created in birds the desire to raise and protect their young. As the young birds grow, we see them following their parents around, learning how to find food and feed themselves.

The pattern is somewhat similar in humans. However the process requires a period of several years and is much more complex, compared to only a few weeks with birds.

To bring up a child in the way he should go is quite a challenge in today's society. It seems that Christian values are being attacked and even ridiculed at various times, especially by the media.

It doesn't seem to be politically correct anymore to follow strict Christian values. This is probably because our society is becoming more and more influenced by many who do not have Christian values nor Christian beliefs. For example, recently an atheist filed a lawsuit against a school system because the Pledge of Allegiance was being said at his child's school and it contained the phrase,

“one nation under God”. Others claim to be Christians, but the fruits of their life do not bear out their claim.

In an effort to show tolerance to them, Christian values are being played down. This means that for those parents who want to raise their children with Christian values, they have their work cut out for them. It is like trying to paddle a canoe upstream instead of floating with the current.

However, when we understand how awesome the reward is that God is offering mankind, then the challenge and work required to raise our children in the way of God becomes more meaningful. We need to stop and consider that each child has the potential to one day receive eternal life and to become a member of the family of God. When we understand this, then we can realize why it is so rewarding to put forth the years of effort to try to lead our children in the right direction. The challenges will be many, but the effort is worth it.

God promises us that if we “Train up a child in the way he

(Continued on Page 3)

IN THIS ISSUE

ARTICLES

“Parental Challenges”	1
PERSONAL NOTE & Letters	2
“Parents Responsibility to Children”	3
Sabbath Studies for Children	4
Fall Craft Ideas & Holy Day Word Pages	5-8
“The Mentor”	9
Beating Burnout & “Mom’s Break Time”	10
2001 Feast Report	11
THE RESOURCE CORNER	12

Personal Note

Hello Everyone,

Hope you are having a nice summer. We seem to be in slow motion now but shortly the Fall Holy Days will be upon us. Then it seems that time speeds up and before we know it, we are at the Feast once again.

In this issue our lead article is about "Parental Challenges. As parents, we all face real challenges in rearing and training our children, especially when we are trying to instill Christian values in them. Our children are at risk in this world, as pointed out in a related article titled "Parents' Responsibilities to Their Children". (See Page 3)

Other articles include "The Mentor", "Beating Burnout", and "Mom's Break Time". We also have the second installment from Mrs. Sharon White titled "Sabbath Studies for Children", with more to come in future issues.

The Fall Craft Ideas Sheets (on pages 5 and 6) are from the Wesleyan Church Primary Booklet, available from Wesley Press, P O Box 50434, Indianapolis, IN 46250-0434. You can write them for free sample issues.

Again this year, I would like to have Feast Reporters to send me reports on the feast classes held at the various feast locations. As soon after the feast, please send me an article or report, and pictures if possible, detailing the feast classes, who were the teachers, what lessons were taught, any activities with the children, etc. If you ran across a great feast idea, please pass that along too. Thank you in advance for your help in this matter. You may also email me at the address below:

*Shelby Faith
P.O. Box 183
High Ridge, Mo. 63049*

Email address: sfaith@mindspring.com

From Our Readers



Dear Mrs. Faith,

I read your Sabbath school Newsletter with much interest. We have several children and youth in our local group, who really enjoy the activities.

Thanks and best regards, L.D.

Shelby,

I wanted to thank you for all the work you put into TODAY. We find it very helpful and informative. Our youth group consists of about 8 children ranging from age 6 to 17, so we have used several ideas (and adapted others) from TODAY for our mixed age group.

This is still new to me but, thanks to your help, I am learning to make it fun while still teaching the basic truth that is so vital for our youth to have ingrained on their minds at a young age...

R.H., AR

NOTE FROM THE EDITOR

We love to get your letters and emails, and thanks for letting us know how you are using TODAY in helping you teach and train the youth of the church. Please let us know how we can serve you in future issues. What kinds of articles, ideas, activities, etc. would help you more in your efforts to teach God's ways to our children? Many of you have sent us material that we have used in past issues and we thank you so much for your contributions. We always look forward to hearing from you and may God bless all of you in your service to the kids of the church.

("Parental Challenges"
Continued from Page 1)

should go; and when he is old he will not depart from it". (Prov. 22:6) But to bring up a child in the way he should go requires stability in the family.

If the parents waiver over Christian values or if they do not stand united in their beliefs and teachings, the children will sense that something is wrong. And if the parents do not practice what they believe, not setting the right kind of example, the children may very well lose interest.

What it boils down to is the fact that Christianity is a way of life. If we want our children to grow up believing and trusting in God, allowing Him to lead them in their decision-making process as they go through life, then they need to see that their parents are serious about their religion. They need to see their parents believing and trusting in God and allowing Him to lead them in making their decisions.

We as parents need to lead our children, setting a good example for them to follow. In conclusion, we need to meet the challenges of raising and training our children, just as we see the example in nature around us. Try to imitate the nature of birds. Make a good, warm and secure home. Keep predators away (false doctrine) and train your children in the way they should go. Set the right example. And remember it takes a mother and father bird to raise their young. If you are a single parent, you may have to double your efforts in raising your children, but the results and rewards are worth the challenge.

FEAST SCAVENGER HUNT

How about challenging the kids at the Feast this year? You will need to plan ahead but the kids like this game and it gives them a chance to meet people or learn how to use the concordance, depending on what type of scavenger hunt you want them to do. You can make up a list of items in the bible, such as birds, gnats, camels, trees, fruit, etc., and challenge the kids to find out where these items are located. (A concordance will be needed.) Or you can make up a list of items such as pins, needle, thread, feather, napkins from a restaurant, things that may be found at the Feast. The kids may have to ask people for help in this one. Be sure and have rewards for everyone who participates. HAVE FUN!



"PARENTS' RESPONSIBILITY TO THEIR CHILDREN"

(This article is compiled from notes taken of a sermon given by Greg Sargent, Pastor of the United Church of God, AIA, in St. Louis, Mo, printed with his permission.)

As parents, God gave us certain responsibilities toward our children. He commands us to teach His laws at all times, by our example, when we are walking with our children, traveling, watching news or television programs, etc. In other words, take every opportunity that comes along to teach and train our children. "You shall teach them to your children, speaking of them when you sit in your house, when you walk by the way, when you lie down and when you rise up." (Deut. 11:19).

God is paying attention to our kids and they are special in His sight. If we are keeping God's laws and living His way, our children are sanctified and God makes them holy. "For the unbelieving husband is sanctified by the wife, and the unbelieving wife is sanctified by the husband; otherwise your children would be unclean, but now they are holy." (I Cor. 7:14)

We are not to provoke them nor discourage them. "And you fathers, do not provoke your children to wrath, but bring them up in the training and admonition of the Lord." (Eph. 6:4) It's hard on our children when they fail at something. They need plenty of encouragement whether they succeed or fail. We are to bring them up in the training and admonition of the Lord. We have to be excellent examples to them.

God wants us to set good examples in our marriage. Our country has a high rate of divorce and this causes tremendous problems with the children. God says He hates divorce. "But did He not make them one, Having a remnant of the Spirit? And why one? He seeks godly offspring. Therefore, take heed to the Spirit, and let none deal treacherously with the wife of his youth. For the Lord God of Israel says that He hates divorce..." (Mal. 2:15) He seeks godly offspring, trained by our examples. We have to live what we teach. We are to show a good example in our word, conduct, love toward others, etc. We are to train up our children in the way they should go. (Prov. 22:6)

At a church youth camp this summer young people were encouraged to ask questions about subjects they were interested in. The average age of these children was 13-14 years old. Some of the questions asked were as follows:

When was Christ resurrected? (The other churches say on Sunday morning.) The kids wanted to know what words are bad. Most know not to take God's name in vain, but what about slang and everyday words people use now.

Older teens wanted to know about sex, what is fornication, adultery, what is right and wrong to do before marriage, is it

(Continued on Page 4)

(Continued from Page 3)

wrong to be gay?

They wanted to know how to keep the Sabbath holy, what activities can be done, why take up seven offerings a year instead of three, clean and unclean food, unanswered prayers, the second death, and much more.

Our children have questions and we need to be teaching our kids about these things. We need to also let our children know they are precious to us and we know they are at risk in the world. We want them to have a good and safe life. God has made a promise to us and our children. "And the promise is to you and your children and to all who are afar off, as many as our Lord will call." (Acts 2:39) This promise is automatic to our children — the calling is there, it's up to them to respond. Make sure you're doing all that God wants you to do in your responsibilities to your children.

"WANTED"

We need more resources and want to know what resources you use. Have you found some good resources you use to teach your children, either for Sabbath School or home use? Are you willing to share these resources with us? We would like to know if you have found good web sites, lessons, activities, crafts, etc. We have featured several resources before in other issues, but we are always looking for more, so let us know what you have found and use. **Contact us at: Shelby Faith, P.O.Box 183, High Ridge, Mo., 63049, or email us at sfaith@mindspring.com.**

SABBATH STUDIES FOR CHILDREN

(By Mrs. Sharon White)

It is written in Joshua 8:34-35, that the entire Law of Elohim was read to the congregation. Men, women, children and even the strangers who were among them, heard the reading of the law. We see this again in Neh. 8:2-3. Look these passages up and read them to the children. The "Torah" (the Law) consists of the first 5 books of the Bible. Discuss this with the students, and ask them if they think it would be difficult to read, or even listen, to the entire law in a short period of time.



Here is the challenge:


1. A few weeks before the Feast of Tabernacles, have the families partake of a reading at home of the entire law. (This could also be done during the Feast or also at Passover and the week of Unleavened Bread.) In order to do this there must be a breakdown of the reading. It would be necessary to read several chapters each day to cover Genesis through Deuteronomy. (This would take three or four weeks depending on how many chapters you read.) If you want to do this for the 8 days of the Feast, or during Days of Unleavened Bread you would have to read 24 chapters on each of the 8 days. This could be done in two ways:
 - a) Do 6 separate readings each day of 4 chapters each, or
 - b) Do 2 separate readings each day of 12 chapters each.
2. In this case, the object is to read through the law, clearly, concisely and efficiently. Perhaps it would be wise to stop briefly to explain a portion here and there. This must be done by the families themselves and overseen or encouraged by the Sabbath class. (Be certain that you have the support and approval of parents before introducing the challenge to the students.)
3. At the following Sabbath class, offer rewards to the students, such as:
 - a) A certificate of achievement for that family;
 - b) A gift bag containing a Sabbath appropriate reading book such as "Choice Stories for the Family" (by A.B. Publishing), stickers, some herbal tea for those late night Bible readings around the hearth, and some cookies wrapped in brightly colored wrap, tied with a ribbon.
4. Be sure and explain to the children what an incredible accomplishment this will be. Truly, this is what is meant by David when he said, "Oh how love I thy law! It is my meditation all the day." (Psalm 119:97)

(Mrs. White is a mother of 5 children, and she teaches her children using the methods she is sharing with us.)

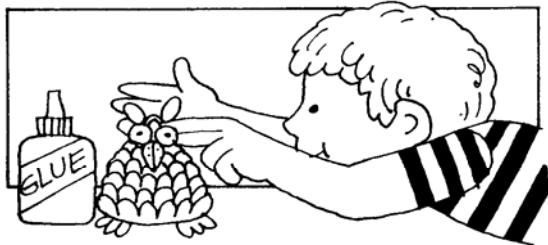
Bonus Craft Ideas



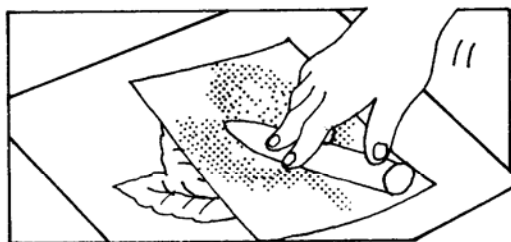
God made the world for His children to enjoy. Here are some fun things to make with nature items from God's world. These bonus craft ideas may be used in class or at home all through the quarter as you study about God and the world He made.




Acorn Necklace. God created little acorns to grow into big oak trees. Soften an acorn by soaking it in water overnight. Screw a tiny screw eye in one end. (You can buy this in a hardware store.) Put a piece of bright yarn through the screw eye and tie the ends to make a necklace.



Cone Critter. Turn pinecones into funny birds and animals. To make an owl, pull some petals from the pointy end of the cone. Glue this end to cardboard. Glue on big paper eyes and feet. Add a nut or peach pit as a beak. Glue on brown paper "horns." Try making other funny cone critters.



Leaf Rubbings. Find some pretty leaves. Lay them between sheets of newspaper and put some heavy books on top. Leave them overnight so they will lie flat. Use these leaves to make fall pictures. Lay a leaf bumpy side up, on thick newspaper. Cover with white paper. Rub the side of a crayon over the leaf. Soon you'll see a leaf print!




Funny Leaf Folks. Press leaves as you did to make leaf rubbings. Use oak leaves or others with interesting shapes. Glue a few leaves on a sheet of paper. With crayons, add head, arms, and legs to turn each leaf into a funny person or animal.

Seed Snack. Turn some pumpkin seeds into a crunchy snack. First rinse them with water. Then pat dry with paper towels. Spread the seeds on a cookie sheet. Bake them in a 450-degree oven about 12 minutes. When golden brown, mix the seeds with melted butter and salt. Dig in!

This fall craft and the one on page 6 is a sample from Wesley Church Primary Quarterly. To order see "Personal Note".

Bonus Craft Ideas




Seed Picture. Draw a simple design or picture on construction paper. Cover parts of the picture with different kinds of dried seeds or foods, such as Indian corn, pumpkin seeds, squash seeds, split peas, dried beans, popcorn. Spread paste on one part of the picture at a time and put one kind of seed on each part.



Sand Drawing. Smooth the sand in a tray or box. Then draw with a round stick or your finger in the smooth sand. Or put dry sand in shakers and use in sand painting. Draw with glue on heavy paper. Then shake on sand. Let the glue dry. Turn the picture upside down and tap it to shake off extra sand.



Outdoor Collage. Walk around outside to find some leaves, small stones, bark and twigs, wild flowers, and other things. Use some of the prettiest things to make a collage picture. Lay the things on a piece of oak tag or cardboard. Move things around until you like the way your picture looks. Then tape each part to the cardboard. Cover the collage with plastic wrap taped to the back.



Bean Garden. Soak a few dried lima beans (or bean seeds) in water overnight. Push some wet paper towels into a glass jar. Put the beans between the towels and the glass. Set in a sunny place. Add a little water each day so the towels stay damp. Soon you will see little green bean sprouts.

This is a sample. See Page 5

TRUMPETS

P B M U I V D G X U P U T S S N E T W R
 C N E G X W W N A C F T D E D O X U R J
 H O X S W A P I A T S T L V H I F S R Y
 R O X T N R C M U J H H L E L T L B W U
 I M A F Z N G O A Q O B W N M C T S A L
 S W I Z L E U C Y C F W A T V E I O B L
 T E X Z O O L D A Y A J R H V R Z D D D
 L N R W U C Z N Z Y R A N P W R E P I F
 B J G X D Q O O L C I T I X I U C E F Q
 X U P L Q V D C H Z S X N N J S L E G L
 L Q X L O L J E H A W Q G J C E D N Z Z
 N L I X J D F S E J M U B X I R I L G I
 M M D W K I V F Y N S F N X V R E U Z T
 H E L Q X M W B A T S I K Q E G X L V K
 W T T Z T V D G E H N R M F N C Z O X N
 B R J U C J Y P T T V H F A L T X J T J
 Y X O J Q X M V S R J O H V F Q R V N W
 Q H B J N U S P A N K C T Z Y B R U F Z
 S U B F R L D M L G R Y I K K N F U M Q
 T N S T M S P Z E A M F U X J C D E Q P

ARCHANGEL
 CHRIST
 FEAST
 LAST
 LOUD
 NEWMOON
 OFFERING
 RESURRECTION

SECONDCOMING
 SEVENTH
 SHOFAR
 SHOUT
 TRUMP
 TRUMPET
 WARNING

ATONEMENT

G W V P G U R T X K L O X S J S T F Q F
 U K Q T H Q G N W X D D H T S S H T V Y
 L N O U F L P E Q C I S A A N E B D Z K
 Y I L R P M X M Z Q A J B S H N W L K J
 H R I U L E I E J W M B L A T R J L X C
 M D W F B T D N J N A F O L R E F B S Q
 D O G H X R L O F T V V T E N D A N D B
 V L O H L X T T H M J W S U D L S K H N
 T N L E N U J A I V X D A C O I T M L C
 X I P R M T A O G E P A C S O W A T R E
 W D F Q S A T A N W L Y U T F S X E M X
 P V S L H N B F X A X S A J G N Y T V F
 N O N C W M B Z W R D D Y Q G A E I V L
 D I F B B E S Z N L W P A C R S Q U W I
 E A F F Y X U W L N P B Z P N V U P I Z
 N B M Q E X G A Z E C G L U F J F X J E
 T I W Z Q R F X Q O G V S Y I K I N C C
 E E S E T A I L O C U P H Y W M R J I L
 X V L H B I S N J Q L M H C M U H X V D
 M U J Y J X T L G V Z Z Y Z S T Y X L X

ATONEMENT
 DRINK
 FALL
 FAST
 FOOD
 LOTS
 OFFERING

PRAYER
 SABBATH
 SATAN
 SCAPEGOAT
 SIN
 SUNSET
 WASH
 WILDERNESS



“THE MENTOR”

By Diane Whaley

About a year ago my husband and I retired and moved from a rather large city to a small rural community. Our congregation is small and has no Sabbath School established. We do have one teen in attendance, the great grandson of one of our members. He is involved in a youth program in another church.

Although there is no opportunity yet to teach the children of our congregation, I find that I am now being taught. This brings to mind Titus 2:3-5, where older women are exhorted to teach the younger women.

We have a dear church friend who lives a few miles away. We think of her as our adopted mother. She recently celebrated her 90th birthday. We share a deep love for our Heavenly Father and Jesus, which gives us a lot in common.

We phone each other every day to make sure all is well. We talk on trips to the grocery or during a visit to the doctor's office. Sometimes we just discuss the things that we have been doing. At other times, we may have a serious discussion about God or the bible.

I find that I am able to draw from a life experience that spans 90 years. My friend has so many wonderful stories and knowledge to share. This well of knowledge is a priceless gift of God.

Last year after planting her garden, she paused to ask God's blessing on it. The ground is rocky and poor, but come July, there were vegetables galore. There were enough vegetables for her, us and half her neighborhood.

I have learned about seed catalogs and the vast variety of vegetables. I have learned how to can vegetables and make jelly. Gen. 1:29 tells us that all of this abundance came from God.

I have learned how to sow tiny lettuce seeds. We planted some in rows, and scattered some. We covered the seed with a thin layer of dirt, watered it and lettuce grew in the rocky soil. From all this I am learning to plant the seeds of God's Word to all that I come in contact with, and as it says in Isaiah 55:10-11, "It will not come back void".

I have learned from my friend's example. I believe that the most important lesson of all is to give of yourself.

EVERYBODY NEEDS A LITTLE HELP SOMETIME!



(This cute picture was passed around the Internet.)
Isn't it great!

“THE LITTLE LAMB”

Mary had a little lamb, His fleece was white as snow, And everywhere that Mary went, The Lamb was sure to go.

He followed her to school each day, It wasn't even in the rule, It made the children laugh and play, To have a Lamb at school.

And then the rules all changed one day, Illegal it became, To bring the Lamb of God to school, Or even speak His name.

Every day got worse and worse, And days turned into years, Instead of hearing children laugh, We heard gun shots and tears.

What must we do to stop the crime, That's in our schools today? Let's let the Lamb come back to school, And teach the kids to pray!

**(Thanks to Susanne Di Mauro for submitting this to
TODAY)**



"Beating Burnout"

(This is a reprint of an article in Dr. James Dobson's Bulletin, dated August 1999)

Many mothers these days, especially those with younger kids, feel like they're on the edge of burnout. They feel like they will explode if they have to do one more load of laundry, or tie one more shoe. Their circumstances are very different from those faced by their grandmothers, who typically had extended families and neighbors to help them raise their kids. They were surrounded by mothers, aunts, sisters, and friends who provided encouragement, advice, and support in times of need.

But in today's mobile highly segmented society, young mothers are much more isolated and lonely. Many of them hardly know the woman next door, and their sisters and mothers may live a thousand miles away.

That's why it is so important for moms to stay in touch with the outside world. Though it may seem safer and less taxing to remain within the four walls of a home, it is a mistake to do so. There are many ways to network with other women today, including church activities, Bible study groups, and support programs, such as Moms In Touch International, and Mothers of Preschoolers.

The husband of a stay-at-home mother needs to recognize the importance of his support, too. It is a wise man who plans a romantic date at least once a week, and regularly offers to take care of the children so Mom can get a much needed break.



**A life without love is like
a year without summer.**

**Make sure your children have
love in their life.**

Mom's Break Time

By Shelby Faith

When my children were small, we lived in a newly established subdivision. Most of the neighbors were young couples, just starting out, with one or two children. Most of the moms stayed home and took care of the children and home.

Our children usually would play together in one or the other's yard, and the mothers would gather together and visit. One day as we were standing round watching the children playing, one of the moms mentioned that maybe we should try an idea she had come up with.



Why not have the moms take turns watching the children for a few hours one day a week, and give the rest of the moms a break. The moms would alternate every week. With our group this would work out to be once a month that each mom would have to be the baby-sitter, while the other moms could shop, clean house, visit with friends, or whatever they wanted to use their time for.

When we started out, there were four moms, and six children. The children would arrive at the host mom's home around 9:00 AM and stay until about 12:30 PM, with lunch provided. When we first did this, we basically just let the children play, but as we evolved as a group, we started playing games, letting the children do crafts, and teach them various easy-to-learn projects.

We kept this "break time" effort going for almost 3 years, and by that time, our families were growing. It became too many children for one person to handle each week. Actually, we could have kept it going by alternating with two moms every week, but by that time, we had come up with a new idea.

We decided that instead of us baby-sitting for each other once a week, we needed something else to give us a break. At that time, we chose to have a night out once a month. One of the moms would be the hostess, and invite the other moms to her home for an evening. (The father and kids of that hostess would conveniently be away for the evening. This gave the father a chance to spend some time with the children doing something they enjoyed—such as a movie, eating out, etc.)

Each month we would gather at one of the mom's house, spending an evening together playing games, cards, talking, and having coffee and desserts. Our own turn to be the hostess came around about ever six months, since there were six of us wanting to be a part of this. We became even closer as friends and it gave us an opportunity to grow and develop socially with each other.

To this day, I remember all those dear ladies, and sometimes wish those days were back again. That was over 30 years ago, our children are grown now and have started their own families, but we had a great time together, and so did our families. Hope you can create your own way to take a "break" every once in awhile. It was a refreshing, enjoyable and energizing experience for all of us.

2001 FEAST MEMORIES AND REPORT



Last year, 2001, the Youth's Feast classes began each morning at 9:30 AM for six days of the feast. Three classes included 10 children (4-8 Years old), 4 children (9-12 years old), and 3 teens. Teachers were Pam Chambers, Tina Packard and Kathy Monahan, with two assistants, Tina Henry and Sandra Peterson.

The theme was based on how God's Feast of Tabernacles teaches us to "Take Care of the Earth and Take Care of Each Other". Projects included: Make your own Kingdom, The Lion and Lamb, The Feast Seasons, the Child King Josiah and how he restored God's holy days, Learning How to Take Care of the Earth God Gave Us (with posters, planting trees, etc., and Parables of the Kingdom). We also made bookmarks and pictures for our feast fans.

The teens discussed posters, articles, questions, and even had comics about "God's Plan from Creation to Eternity", with a 7,000 year bible time chart that spanned the width of the room when unrolled. Other topics included "Understanding God's Book and God's Promises to Us", "Getting to Know Our Awesome Creator", and how He wants to give us His Kingdom. The last two days we learned about conservation and stewardship for now and for choosing careers that we can use in the world tomorrow, "Jobs Needed in the Kingdom" and "Plan Your Life to be in the Kingdom", plus how we can make a difference now by helping people and volunteering.


Other youth and church activities involved the Talent/Fun Show, Fish Fry and Potluck Day, Family Day at the Fun Park, Kids' Carnival, the Nature Trail Guide's Lectures, and a

seminar by a World War II Veteran, who had three purple hearts and memories of many of God's miracles and how God saved him and his men.

It gets more wonderful every year to keep God's Holy Days together, which pictures His plan for us! We must encourage each other to stay focused on what really matters, stay committed to what is right, and carefully put together our life's puzzles as we frame them with God's Laws for our own good. We can gain more wisdom out of our most valuable tool, the Bible, and ask God every day to show us how to live better His Way, not the world's way. Then we need to watch as God's plan comes together for us now and for us in His soon-coming Kingdom. We need to teach our children all these things too, so that they can see the whole picture and be included in all that God has in store for each one of us.

(This report was sent in after the Feast last year, 2001, by Pam Chambers, Class Coordinator for The Feast at Lake Texoma, OK. The picture was also submitted by Pam. Thanks Pam for all your hard work and all the teachers who help out at the various feast sites each year. These teachers make the feast more enjoyable for our children, and they go home with great memories.)

Editor's Note: *The next time you see a teacher at the feast, go up and tell them how much you appreciate what they are doing, even if you have no children attending classes there. It helps to hear that you're appreciated, and really motivates them to keep on doing this for the children.*



THE RESOURCE CORNER

Compiled by Shelby Faith

CRAFT RESOURCES:

Oriental Trading Company, Inc., Phone 1-800-228-2269 Web site: www.orientaltrading.com

Review: This company features a magazine full of crafts that are easy to make, and can be used for Sabbath School and home use. They offer craft kits, which usually comes with everything you need to make a craft. The latest summer issue is called "Sensational Crafts", and features 12 pages of inspirational crafts. For example, on page 28, there is a craft kit to make a foam "This Little Light of Mine" craft at a cost of \$5.95 (makes 12). Another one on the same page is a craft called "God's Love is Awesome", made out of foam, cost \$4.95 per unit (makes 12). (A unit usually makes 12 crafts.) *Some crafts might contain crosses, angels, or other items you might choose not to use, but most can be used for Sabbath School.* All kits include instructions and are easy to make. This magazine also includes a lot of party items, candies, etc. that can be used for the Feast schools, where you have lots of kids, or just anytime you want to show the kids they are special. You can also check out the above web site, or call the 800 number for a copy of this magazine. It comes out several times a year with a variety of crafts offered in each one. They include lots of stickers, and novelties as well as crafts. (See sample on this page)

CORRECTION: www.sabbathschoolinternational.com

This is a new url, which was formerly www.sabbathschoolint.org. As mentioned in the spring issue of TODAY. Please correct this if you are keeping files on web site resources. This site contains lessons and activities for all age groups, and can be ordered, free of charge.

The TODAY Newsletter is sponsored by the Churches of God Outreach Ministries (CGOM), an association of independent Churches of God working together to spread the Gospel Of Jesus Christ. Thanks to all who support and help out in this effort, and we deeply appreciate our contributors and readers.

For more information about CGOM, please call 1-800-611-8080 or go online at www.cgom.org



T.O.D.A.Y. NEWSLETTER

A Quarterly Publication by:
Churches of GOD Outreach Ministries
P.O. Box 54621, Tulsa, OK. 74155-0621

Editor/ Coordinator - Shelby Faith
Layout - Matt Hellwege & Linda Smith

T.O.D.A.Y. CONTRIBUTORS

YOU!!

Pam Chambers
Suzanne Di Mauro
Bill Faith
Shelby Faith
Greg Sargent
Diane Whaley Sharon
White

HANDLING AND MAILING

Rick Gawith
Brian Gawith
Sherry Gawith
Matt Gawith

"Children's children are the crown of old men; and the glory of children are their fathers" Proverbs 17:6