

Summer Issue

TEACHING OBEDIENCE, DISCIPLESHIP, AND AGAPE TO YOUTH

2001

FOR CHURCH, HOME, AND SCHOOL

“The Land of the Free and Home of the Brave!” By Rory Ries

The founding fathers of this great nation had a vision and had something in mind when they first put together the Declaration of Independence. Was it possible for them to visualize how great this nation would become? What would they think if they were somehow resurrected now and see what has become of their dream? Would they be shocked?

In one sense, they would probably stand in awe of so many people living in one place. They would also be amazed at how great this nation has become since their time of leadership. Unfortunately, they would also be disheartened by what they would see. The millions of babies that have been killed, the unnecessary murders of our youth, the corruption in our government, the divorce rate, and the hate and anger towards our neighbors would cause them to feel ill.

The founding fathers were not even familiar with what lied west of Pennsylvania when they were alive. The population at their time was nothing compared to the millions who live in this nation today. This country has changed greatly, through growth and development, and by turning our backs on the idea of "one nation under God."

Did you know that out of the 56 men who signed the Declaration of Independence, 54 were practicing Christians? The two men who were not were Benjamin Franklin and Thomas Jefferson. Both of these men, however, did believe there was a supreme being. They were not atheists.

Another fact is 27 of the 54 were theologians. Half of the 54 were educated in God's Word. These men knew the importance of having a relationship with the Almighty God. This country was founded on the idea that man could not

make it on his own and that we need God. They also believed that man should have the freedom to worship God and not be persecuted because they believe in God.

Has that changed? You bet it has! This country has gone astray and continues to forget God. Thomas Jefferson, who was not one of the committed believers, still saw the importance of reading God's truth. When he was President, he mandated schools to use the bible and a hymnal to teach their students how to read. They were also taught morals and values.

It was a different time and there was a different attitude. There was a respect for God and for His Word. They believed God's Word is the foundation of knowledge. They believed in the way to acquiring wisdom and understanding is to fear God. Math and English was secondary to the reading of the bible. All we ever needed to know is in the bible.

Continued on page 9

IN THIS ISSUE

ARTICLES

| | |
|-----------------------------------------------|--------|
| “The Land of the Free and Home of the Brave!” | 1 |
| PERSONAL NOTE | 2 |
| Sabbath School Class Projects | 3 |
| 101 Ways to Praise A Child | 3 |
| MAKE A HAPPY BOOK | 4 |
| Children's Activity Sheets | 5 - 8 |
| How To Make A Sabbath School Yearbook | 9 - 10 |
| Church Summer Camps - 2001 | 11 |
| THE RESOURCE CORNER | 12 |

Personal Note



Hello Everyone,

It's been a busy spring so far this year. Summer is upon us. We seemed to have went from winter to summer with a very short spring season. Hope you had a lovely spring wherever you live. I enjoy the spring season more than any other season. As we celebrated the holydays picturing our coming out of sin and taking on the unleavened resurrected Christ in our lives, we again committed our lives to walking in His footsteps. As the earth comes back to life, it reminds me of the time when we will come back to life as a spiritual being, and when all things will be new. This is a wonderful way to start the year and what great things we can look forward to in the future.

In this issue, we have some news and information on church summer camps that we are aware of. There are many more available for our youth and you may want to check out what some of the churches have available in your area. Rory Ries contributed an article for this issue titled "The Land of the Free and Home of the Brave", which is very appropriate as the Fourth of July is approaching. I have included an article on "Sabbath School Class Projects", which I intend to make a regular feature of the **TODAY**. We welcome any articles detailing any class projects you would like to contribute and ask for your help along these lines.

There are more resources included in the Resource Corner. Some

crafts and puzzle pages from some of these resources are in this issue and may be reproduced for your home or class use.



Karen Gregory

A SAD NOTE: In the Spring Issue, there was an article written about Karen Gregory, discussing what it was like to be disabled and in a wheelchair. Karen allowed me to interview her at the Feast of Tabernacles last year in Wagner, OK. Her health has been gradually deteriorating over the past few years, and since the Feast her condition has rapidly declined. I am sad to report that Karen Gregory died Sunday evening, May 6, 2001, just a couple of weeks before her 33rd birthday. She will be greatly missed by all who knew her, and we will miss her beautiful smiling face. Please keep her family in your thoughts and prayers.

Thank you all for your letters and emails of support. We enjoy hearing from you so "keep em coming".



Letters From Our Readers

Hi there! I read about you in "The Journal" and I am writing to request some information on your Sabbath School programs. Thank you for your help and for reaching out to God's people. There are many of us out here that feel we need to feed the flock and that especially includes the younger generation who sometimes get overlooked. SD, Rossville, Ga.

Shelby, I wanted to let you know how much I love the newsletter and please keep me on the mailing list. I just wish it came out more often and was bigger! I especially enjoy the articles where I can see how others keep the Sabbath. SW, Hingham, Ma.

OUR ADDRESS

Please send any ideas, suggestions, resources, articles, crafts, contributing materials, letters, comments, etc. regarding **TODAY** to me at my address: Shelby Faith, P.O. Box 183, High Ridge, MO 63049

EMAIL ADDRESS: sfaith@mindspring.com



SABBATH SCHOOL CLASS PROJECTS



A few months ago I had to have surgery and spent 5 days in the hospital. It was supposed to have been a simple gall bladder surgery, but there were several complications that showed up. My name was placed on Rosy Halley's prayer line asking for prayer on my behalf. (Rosy puts out a prayer request list over the Net, and it goes to a lot of people, rosyhalley@tyler.net.)

While recuperating at home, cards, emails, and phone calls started pouring in. It really helped me knowing so many people had me in their thoughts and prayers. I could hardly wait for the mail to come everyday, and I really looked forward to receiving those cards. It always made my day when I opened up a card and someone let me know they were thinking of me. Most of the cards had handwritten notes, some from one person, others from whole congregations. I appreciated them all, but there were a couple cards that really stood out. One card came from a lady in New Zealand, whom I have never met, but she wrote a lovely note to me. Another one was simply signed "A Fellow Christian", and they let me know I was in their prayers. Another card I will keep and cherish was made by three little children. It was on pink construction paper, and the children had cut out and glued happy pictures to the paper, and then wrote beautiful notes to me.

With all those lovely cards I couldn't help but get well. They brightened my day, encouraged me more than words can express, and made my recuperation period so much better. I felt humbled by the outpouring of love from friends and strangers. It was quite a blessing, and it made me realize how important it is to let others know we are thinking of them, especially when they are sick, lonely, or going through some trial in their life.

I would love to see our children get involved in a card ministry. Why not start a class project of sending cards to the sick, elderly, lonely or someone you know who needs a kind word? There may be people in your own congregation, family, people you work with, or in the neighborhood who would enjoy receiving a card. You can always send an email to Rosy Halley and request to be put on the mailing list and receive her prayer request list every week. Most prayer requests have the person's name and address. (For more information email to rosyhalley@tyler.net.)

Your children could make cards out of construction paper, write personal notes, color pictures, etc., or you could purchase a box of get well cards at



discount stores for very little money. If you have a computer, you may be able to design cards and print them out, allowing the children to write or draw their thoughts on them. Envelopes can be bought at office supply stores at a nominal cost. Perhaps your church group would sponsor the cost of the cards, envelopes, postage, etc. This could be a class project or a local church project, or just a family project. I really believe these cards would make a difference in the lives of the recipients, brighten up their day and give them encouragement, and let them know others are thinking about them. It would also teach the children to be kind to others, and help make a difference in someone else's life. (Make a Happy Book for a sick friend. See instructions in this issue of TODAY.)



101 Ways to Praise a Child

Wow. Way to go. Super. You're special. Outstanding. Excellent. Great. Good. Neat. Well done. Remarkable. I knew you could do it. I'm proud of you. Fantastic. Superstar. Nice work. Looking good. You're on top of it. Beautiful. Now you're flying. You're catching on. Now you've got it. You're incredible. Bravo. You're fantastic. Hurray for you. You're on target. You're on your way. How nice. How smart. Good job. That's incredible. Hot dog. Dynamite. You're beautiful. You're unique. Nothing can stop you now. Good for you. I like you. You're a winner. Remarkable job. Beautiful work. Spectacular. You're spectacular. You're darling. You're precious. Great discovery. You've discovered the secret. You figured it out. Fantastic job. Hip, hip hooray. Bingo. Magnificent. Marvelous. Terrific. You're important. Phenomenal. You're sensational. Super work. Creative job. Super job. Fantastic job. Exceptional performance. You're a real trooper. You are responsible. You are exciting. You learned it right. What an imagination. What a good listener. You are fun. You're growing up. You tried hard. You care. Beautiful sharing. Outstanding performance. You're a good friend. I trust you. You're important. You mean a lot to me. You make me happy. You belong. You've got a friend. You make me laugh. You brighten my day. I respect you. You mean the world to me. That's correct. You're a joy. You're a treasure. You're wonderful. You're perfect. Awesome. A+ job. You're A-OK. You made my day. That's the best. A big hug. A big kiss. Say, "I love you".

Ps. Remember, a smile is worth a thousand words.

From Charter Hospital of Dallas. Plano, TX 75024

Submitted by Pam Chambers

MAKE A HAPPY BOOK


Do you have a sick friend?

Make them a happy book.

Pray for them.

Make a picture book for a sick friend.

1. Take some paper (plain or colored).



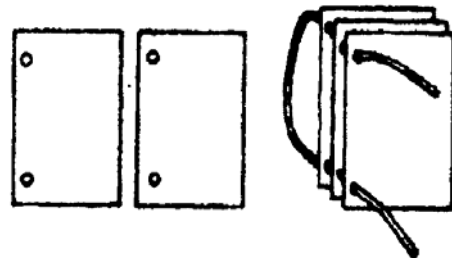
2. Find pictures of happy things, pretty things, or funny things.




3. Paste the pictures on your paper in a pretty design or to make a pretty picture.



4. When all the pages are finished, punch two holes on each page and tie together with yarn.



Contributed by Pam Chambers

**BEFORE CLASS**

Duplicate the donkey patterns

Cut two 1 1/2 x 17-inch strips of white paper for each child.

**WHAT YOU NEED**

- ☐ duplicated donkey patterns
- ☐ 11 x 17-inch white construction paper
- ☐ crayons or markers
- ☐ poster board
- ☐ white glue
- ☐ scissors

Praise Donkey

Children enjoy folding paper to make this lively donkey as a reminder of Jesus' glory-filled entry into Jerusalem.

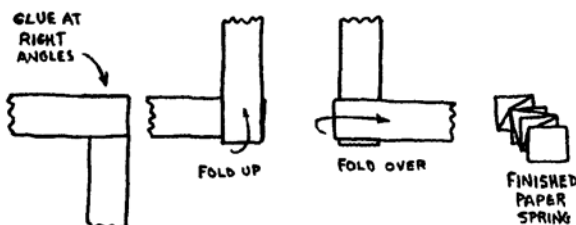
MEMORY VERSE

Hosanna to the Son of David! Blessed is He Who comes in the name of the Lord! Hosanna in the highest!


- Matthew 21:9 (NIV)

**WHAT TO DO**

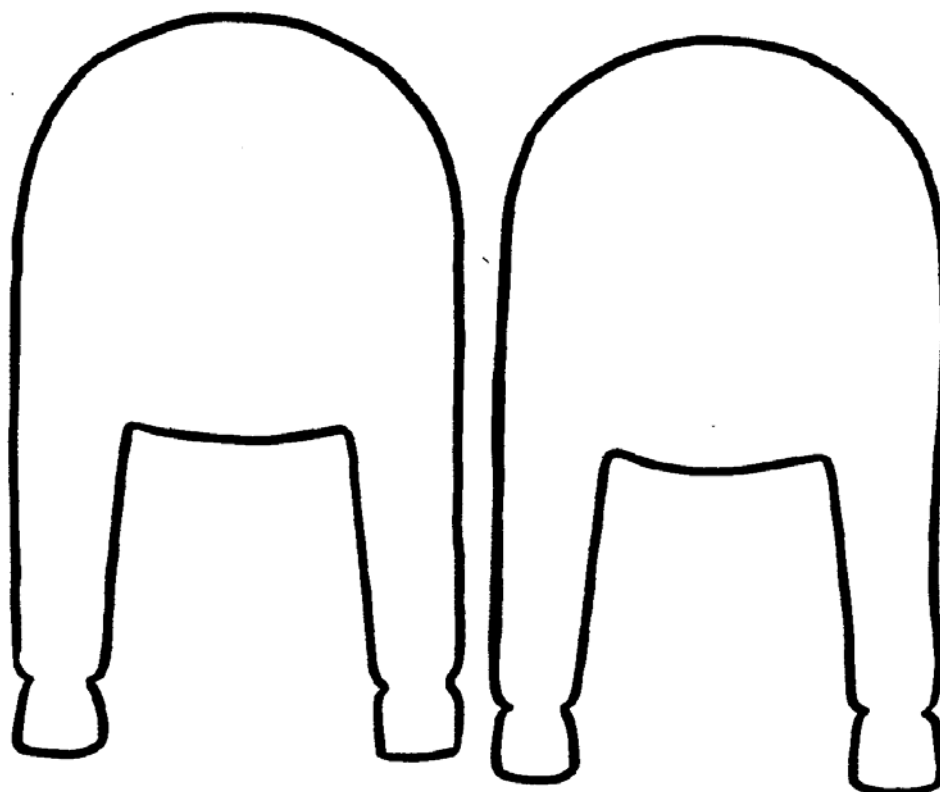
1. Let each child color the donkey pieces and cut them apart.
 2. Have each child glue the front and back legs of the donkey onto poster board and cut them out.
 3. Show the children how to glue the donkey's head to the front legs and his tail to the back legs.
 4. Help each child glue the ends of the two long strips of paper together at right angles.
 5. Demonstrate how to fold the paper strips back and forth over each other to form a spring. After folding, glue the ends together.
 6. Help each child glue the spring between the front and back legs of the donkey to form the body.
- * Explain that the day Jesus rode into Jerusalem was a triumphant day for Jesus and those who loved Him (Matthew 21:1-11). As the children make their donkeys, encourage them to discuss why the people were praising Jesus (they thought He would be their Savior and King) and how they showed Him their excitement (shouting Hosannas, waving palms, running to meet Him, etc.).



DONKEY PATTERN



**Hosanna to the Son of
David! Blessed is He
Who comes in the
name of the Lord!
Hosanna in the
highest!
— Matthew 21:9 (NIV)**

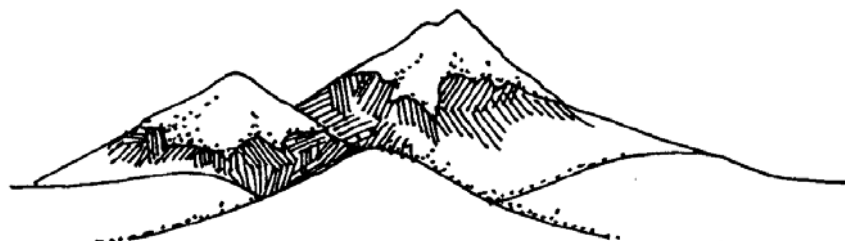



Bible Crafts On A Shoestring Budget

The Beatitudes

Have you memorized the Beatitudes? They are found in Matthew 5:3-11. Try doing the puzzle without looking up the passage in your Bible.

Blessed are the poor in (5): for theirs is the kingdom of heaven. Blessed are they that (1 down): for they shall be comforted. Blessed are the meek: for they shall inherit the (10). Blessed are they which do (11) and thirst after righteousness: for they shall be filled. Blessed are the merciful: for they shall obtain (1 across). Blessed are the (8) in heart: for they shall see God. Blessed are the (7): for they shall be called the (2) of God. Blessed are they which are persecuted for righteousness' sake: for theirs is the kingdom of (3). Blessed are ye, when men shall (6) you, and persecute you, and shall say all manner of (9) against you falsely, for my (4).



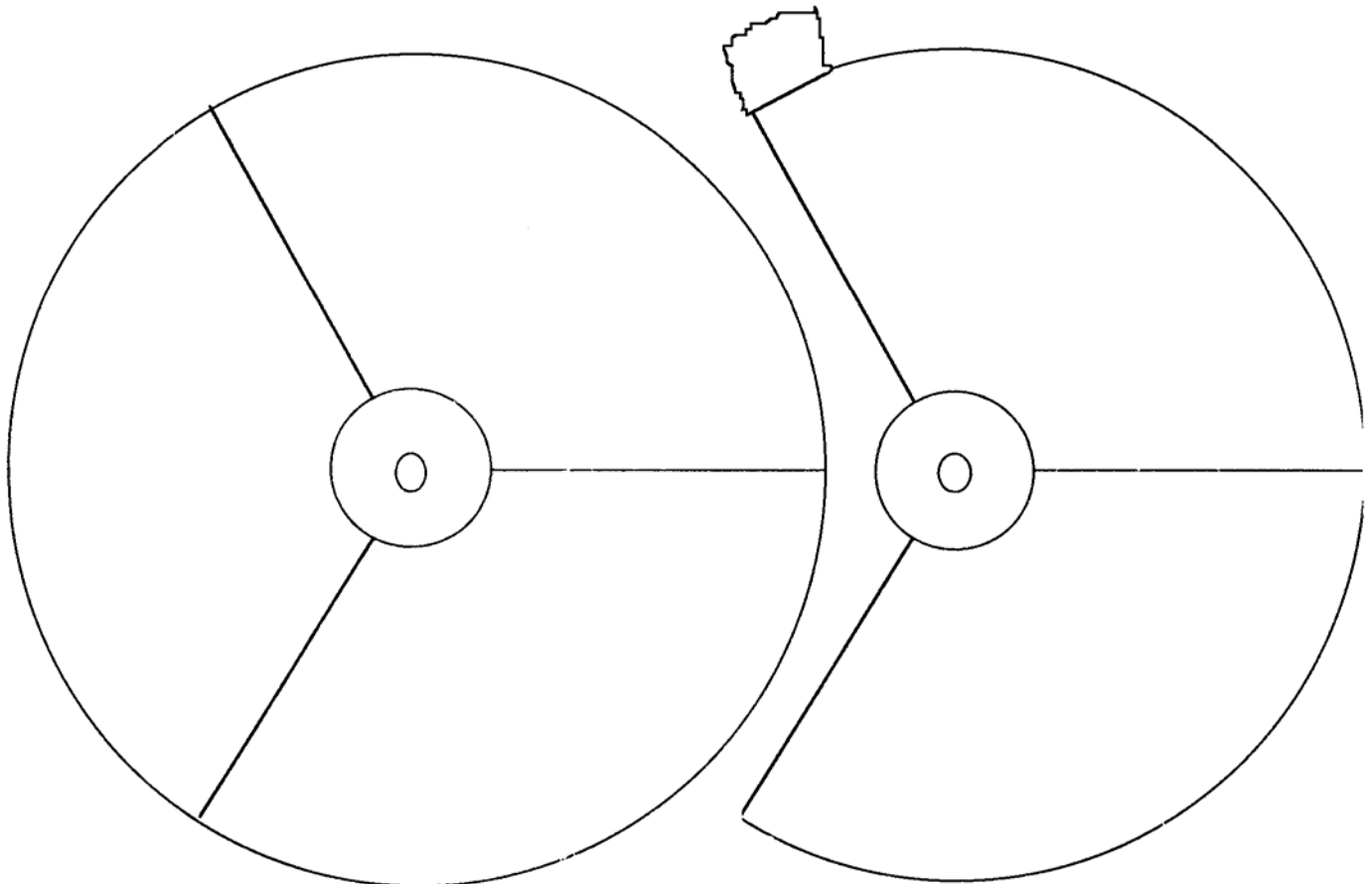
Craft Idea: Picture Story Wheel

Materials:

- Poster
- Scissors
- Metal Fasteners
- Crayons or markers
- Paste or glue

Instructions:

Have children cut out the two outlines below (or trace onto poster or construction paper). Cut or punch hole in center of each circle. Then color and cut out small Bible story pictures (from a coloring book), and paste pictures on the bottom circle. They can then write the name of the story on the top circle. Place top circle over bottom circle, and put a metal fastener through center holes. Top circle can now be rotated, showing pictures through the opening.



HOW TO MAKE A SABBATH SCHOOL YEARBOOK

By Shelby Faith



Have you thought about making a yearbook for your Sabbath School Class. It's a lot of fun, and easy, too!

I made two yearbooks for our local Sabbath School classes. Everyone loved these including the parents and other adults in our congregation. During the year we took pictures of our kids, teachers, class activities, award programs, etc. I passed out a questionnaire to each child, which asked their age, nickname, grade in school, what did they like about Sabbath School, which bible story was their favorite, what was their hobbies, and had they received any recognition awards.

As a final item the questionnaire asked them to think about each of their fellow classmates, and describe what they liked about each one, and write something nice about them. This proved to be the most fun, and the kids really got involved in this. It made them take a good look at each other and appreciate what was special about their classmates. It seemed to bond the kids together even more, from the very youngest child to the oldest teen.

After designing various yearbook cover sheets, the children selected the one they liked best. A profile sheet was made for each child, including their picture and information gathered from the questionnaire. We also included pictures of church activities, teachers, song leaders, pianist and the minister. We concluded the yearbook with an autograph page, so the kids and congregation could sign each other's yearbook. All these pages were designed on a computer.

The first yearbook was made in black and white print, and inserted in "see-through" front and back plastic covers. There was very little cost involved, just the cost of copying the pages and the plastic covers. Enough copies were made for each child and others in the congregation.

The second time we made yearbooks, we decided to spend a little more money and make it more elaborate. The pages were printed in color (including all the pictures of the kids and activities). We had 15 single sided pages including the cover page and autograph page. We took all this to a small business that copied the pages in color and put them inside a hardbound vinyl navy cover with the yearbook name embossed in gold. The cost was about \$16 for each book. (Our local church paid for all these yearbooks, and they were presented to the kids as a special pre-feast gift.) Needless to say, the kids loved them and now have a great memento of their Sabbath School days.

For less expense we could have had the colored pages bound inside an attractive see-through mylar cover for about half the cost. In fact, I had one printed just as a sample to show other groups, and it came out real nice.

There is a sample questionnaire and sample picture page included in this issue. You may want to ask different questions or arrange them in another order. Whatever you do, customize it for your Sabbath School and local church group. Please contact me if you would like additional information or need help along these lines. (See my address elsewhere in this newsletter.) Have fun and your kids will have something to remember from their Sabbath School days.



Continued from page 1 "The Land of the Free ..."

1 Samuel 22:31 says, "The word of God is flawless." David wrote, "How can a young man keep his way pure? By living according to your Word." (Ps. 119:9) David also wrote in Psalms 119:97-112 how the word is a lamp to his feet and how sweet it is - sweeter than honey. These are just a few examples. One can also read in Deuteronomy how we will be blessed if we follow and obey God or we will be cursed if we do not follow and obey God.

Where is this nation headed? What are the American people going to be like in twenty years? What is your son or daughter going to be like as adults? What kind of future are we giving to the young people? It looks like our children will have a future of no morals, the freedom to do whatever they want without having anyone to answer to, and not knowing who God is.

We are commanded to teach our children God's way of life. (Deut. 4:9, 6:7, 11:19, 30:19, and 32:46) Our children are a gift from God and He demands that they are brought up with the knowledge of who He is. We are to lead our children to Him and put nothing in their way that they may know Him and believe in His Word.

Christ told the disciples, "Let the little children come to me, and do not hinder them, for the Kingdom of God belongs to such as these." (Mark 10:13-16) Jesus became indignant with his disciples because they were trying to keep the children from touching him. Are we doing the same thing to our children? How many of our children know there is a God? How many know they have a Savior who died for them and is wanting to have a relationship with them?

This country has gone astray and we, as a people, have forgotten God. The future is not bright when God is removed from that future. We, as Christians, have to pass on the truth of God to our children that they may continue in teaching others.



SABBATH SCHOOL YEARBOOK QUESTIONNAIRE

(Please fill in this questionnaire and
return to _____)

Name: _____

Age: _____

Do you have a nickname? _____

What grade are you in and what school do you attend?

What do you like best about school?

What do you like best about Sabbath School and how
long have you been attending Sabbath School?

Which story in the Bible do you like best?

What are your hobbies? (For example: skating,
hockey, karate, playing a musical instrument, singing,
basketball, swimming)

Have you received any special recognition or awards
at school or for any other activity that you participated
in during the last year? Please list below.

Think about each of your Sabbath School classmates.
What do you like best about each one? Write their
names on the other side of this form and then write
something nice about each one. Their names are.



Name: Amber Calascibetta

Age: 6 years

Birthday: March 13, 1992

Nickname: "Ambi"

Grade: 1st Grade at Armstrong School

Hazelwood, Mo.

What do you like best about school? "I like my teacher."
What do you like best about Sabbath School? "My
Grandma." What is your favorite Bible story? "Moses
and Miriam." What are your hobbies? "Soccer, dancing
and swimming."

Amber's Sabbath School classmates thinks she is
"sweet, nice, energized, lots of fun, and fun to play with
after church".

Amber was awarded a "Young Authors Certificate and
won a Six Flags ticket for participating in the "Read to
Succeed - 600 Minute Reading Club" at her school.
Amber is working to earn a certificate for memorizing
"The Ten Commandments" in Sabbath School.

Amber lives in Hazelwood, Mo. with her parents, Steve
and Angie Calascibetta, and has been attending
Sabbath School for about 2 years.

Amber attends local church services with her
grandparents, Bill and Shelby Faith, and her brother
Jeremy.



CHURCH SUMMER CAMPS - 2001



There are numerous church groups preparing now for summer youth camps. We have knowledge of a few which we have listed below. If there is an interest in sending your youth to one of these camps please contact these groups direct. We do not sponsor any of these camps but just intend to let you know that there are summer camps available.

CEM (Christian Educational Ministries)

Summer Camp will be held from June 24 to July 1 at Camp Wewoka Woods, near Wewoka, Oklahoma. Tuition fee is \$250, and there is a special camp scholarship fund for those who cannot pay. Summer camp is open to all teens who have reached their 13th birthday but have not yet reached their 19th birthday. Open to all teens regardless of church affiliation. For more information call, write or email CEM at P.O.Box 560, Whitehouse, Tx. 75791. Phone 903-509-2999. E-mail: adm@cemnet.work.com. website: www.cemnetwork.com

United Church of God, Milford, Ohio

There are 7 summer camps around the USA including Pinecrest Campground at Fredericktown, Mo; Camp Oakhurst in California; Camp Woodmen, Blountsville, Ala; Teton Challenger Camp, Wyoming; Camp McKenzie, Eugene, Or; Camp Carter, Ft. Worth, Tx; and Camp Heritage, Farmington, Pa. For dates of each camp and fees, go online at ucg.org (More detailed information is available in the March 30, 2001 issue of "The Journal".)

Pass It On Ministries

Youth Camp 2001 will be held from July 8 to July 14 at Fairhaven Youth Camp in southwestern Missouri. There is a fee of \$85 per camper, and activities include canoeing, softball, cookouts, volleyball, horses, hiking, swimming, and much more. Contact Kevin Thoene at 314-576-6817 or Wes McWilliams at 316-335-5311 for more details.

You may also want to check out Church of God International at their website: cgi.org



Church Youth at Camp Fairhaven in Missouri Last Year



THE RESOURCE CORNER



Thanks for responding to my request for resources that you have found and are using to teach your children, and thanks for sharing these resources with others. Please continue to send me any books, lessons, crafts and web sites that would be helpful to parents and teachers. Following is a list of books that can be ordered or found in book stores:

THE SPIRITUAL GROWTH OF CHILDREN,

By John Trent, Rick Osborne and Kurt Bruner.

AND

THE HERITAGE BUILDERS SERIES,

By Jim Weidmann and Kurt Bruner, with Mike and Amy Nappa.

Review: Contributed by Kim Vander Poel. Kim writes, "I am always looking for ways to teach our children about the love of God and His wondrous ways. These books have really helped me get started. Some of their ideas can be found on the web site for Focus on the Family at www.family.org (go to Heritage Builders link)."

BIBLE CRAFTS ON A SHOE STRING BUDGET,

Published by Rainbow Books. (Can be purchased at Christian book stores.)

Review: These books contain easy-to-do crafts using inexpensive materials such as cardboard tubes, milk cartons, cereal boxes, construction paper, etc. They are reproducible and can be copied and used for classes for various age groups. (See sample craft "Praise Donkey" in this Newsletter.)

BIBLE ACTIVITY SHEETS,

Published by Baker Book House Company (written by Nellie de Vries), P.O. Box 6287, Grand Rapids, MI. 49516-6287. (Can be purchased at Christian book stores.)

Review: These are ready-to-use, reproducible and copyright free bible activity sheets ranging in subjects from the Old and New Testament. Each book contains about 100 activity sheets. (See sample in this Newsletter, "The Beatitudes".)

BIBLE CROSSWORDS,

By Linda Krein, Published by Shining Star Publication, Div. Of Good Apple Inc., Box 299, Carthage, IL, 62321-0299. (Can be purchased at Christian book stores.)

Review: A Christian activity book with reproducible pages for ages 8 to adult. (Contains about 40 pages of crossword puzzles and answers using the King James version of the Bible.)

(Send resource contributions to Shelby Faith,
P.O.Box 183, High Ridge, Mo. 63049 or

email to sfaith@mindspring.com.)

| | |
|-------------------------------------------------------------------------------------------------------------------------------------------------------------------------------|-----------------------------------------------------|
| <p>T.O.D.A.Y. NEWSLETTER <i>A Quarterly Publication by:</i> <i>Churches of GOD Outreach Ministries</i> <i>P.O. Box 54621, Tulsa, OK. 74155-0621</i></p> | |
| <p>T.O.D.A.Y. CONTRIBUTORS</p> | |
| <p>YOU!!</p> | |
| <p><i>Shelby Faith</i></p> | <p><i>Rory Ries</i></p> |
| <p><i>Pam Cambers</i></p> | |
| <p><i>Production and Layout</i> <i>Matt Hellwege & Linda Smith</i></p> | |
| <p>HANDLING AND MAILING</p> | |
| <p><i>Rick Gawith</i> <i>Brian Gawith</i></p> | <p><i>Sherry Gawith</i> <i>Matt Gawith</i></p> |
| <p><i>"Children's children are the crown of old men; and the glory of children are their fathers" Proverbs 17:6</i></p> | |